

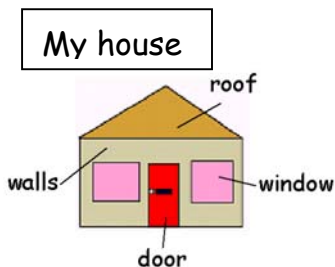
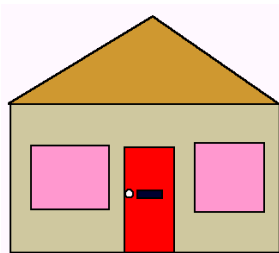
OPPORTUNITIES FOR INTEGRATING ICT HOUSES & HOMES


Level A



ICT STRANDS		SPECIFIC SKILLS	CURRICULAR LINKS
Creating and Presenting	<ul style="list-style-type: none"> Create, enter and amend one or more sentences without teacher support Create a picture using simple software Add text to a picture 	<ul style="list-style-type: none"> Use of the space bar, shift key, enter key and backspace to delete. Amend text by deleting. Use a pencil or line tool. Painting tools such as fill, stamps and paintbrush. Add text to picture. 	<p>Functional writing - write briefly for a simple practical purpose.</p> <p>Personal Writing - write briefly about a personal experience</p> <p>Imaginative writing - write a brief, imaginative story.</p>
Collecting and Analysing	<ul style="list-style-type: none"> Use a simple predefined database 	<ul style="list-style-type: none"> Use simple database to look up information about houses. 	<p>Interpret -by asking specific questions including some about similarities and differences.</p>
Searching and Researching	<ul style="list-style-type: none"> Recognise that information is available electronically 	<ul style="list-style-type: none"> Access information on a CD ROM. 	

- Draw a picture of their house using the shape and drawing tools in *Granada Colours*.
- Labels could be added.
- Create labels to go on a display.
- Write a sentence or short description about their own house.
- Create a cover for a project folder
- Make a list of building materials or sequence the building process.
- Write and illustrate personal writing about why their house is important to them.
- View information in the **Homes** section of the CD ROM **Look! Hear! Talking Topics**. Talk about important features of the different types of houses.
- View and discuss information in a simple class database.



Name **Sarah** 

Kind of house detached
 semi-detached
 terraced
 flat
 other

RESOURCES:	SOFTWARE	CD ROMS	WEBSITES
	Granada Writer Microsoft Word Granada Colours Microsoft Paint	Look! Hear! Talking Topics (Sherston)	www.bbc.co.uk/scotland/education/whatwherewhenwhy/index.shtml